

Andy Harris

U.S. Representative, Maryland District 1

PARTY	IN OFFICE SINCE	NEXT ELECTION	STATE
REPUBLICAN	2011	2026	Maryland

PAC CONTRIBUTIONS RECEIVED **$456,016** 2023-2024

KEY STATISTICS

137	$3,329	$19,510	Low PAC Dependence
TOTAL PACS CONTRIBUTING	AVG. PER PAC	LARGEST PAC TOTAL	PAC FUNDING LEVEL

TOP INDUSTRIES



CONTRIBUTION SOURCES

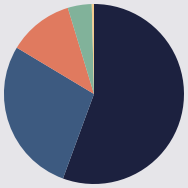

Trade/ Membership	55.6%
Corporate PACs	28.0%
Other	11.7%
Foreign Policy	4.3%
Labor PACs	0.4%

TOP PAC CONTRIBUTORS

RANK	COMMITTEE NAME	TYPE	AMOUNT
1	AMERICAN ISRAEL PUBLIC AFFAIRS COMMITTEE POLITICAL ACTION COMMITTEE	FGN POLICY	$19,510
2	NATIONAL CATTLEMEN'S BEEF ASSOCIATION POLITICAL ACTION COMMITTEE (NCBA-PAC)	TRADE	$10,000
3	TEXAS FARM BUREAU AGFUND	PAC	$10,000
4	AMERICAN SOCIETY OF ANESTHESIOLOGISTS POLITICAL ACTION COMMITTEE (ASA PAC)	TRADE	$10,000
5	AMERICAN CRYSTAL SUGAR COMPANY POLITICAL ACTION COMMITTEE	CORP	$10,000
6	NATIONAL CHICKEN COUNCIL POLITICAL ACTION COMMITTEE (FKA) NATIONAL BROILER COUNCIL PAC	TRADE	$10,000
7	NATIONAL ASSOCIATION OF REALTORS POLITICAL ACTION COMMITTEE	TRADE	$10,000
8	ALTRIA GROUP, INC. POLITICAL ACTION COMMITTEE (ALTRIAPAC)	CORP	$10,000
9	BUILD POLITICAL ACTION COMMITTEE OF THE NATIONAL ASSOCIATION OF HOME BUILDERS (BUILDPA...	TRADE	$10,000
10	ASSOCIATED BUILDERS AND CONTRACTORS, INC. POLITICAL ACTION COMMITTEE (ABC PAC)	TRADE	$10,000

Paid for by Turning Point Action (www.tpaction.com) and not authorized by any candidate or candidate's committee.